

IMAGIER FRANÇAIS SHIMAORE
réalisé par l'équipe CLIN
de la circonscription de Saint-André


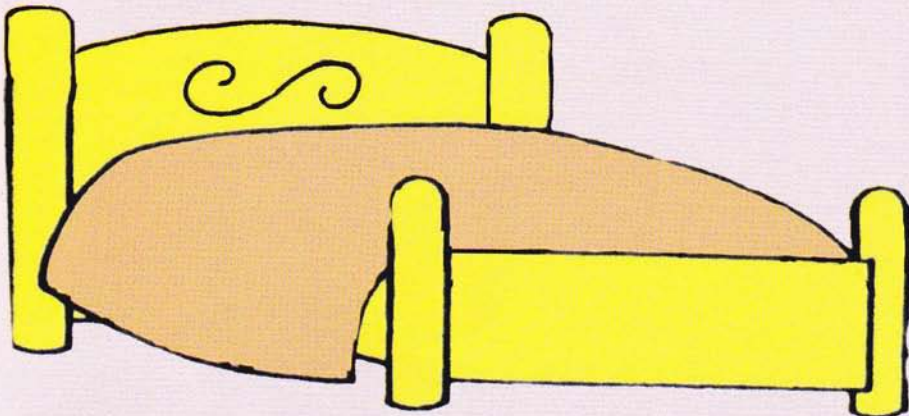





- | | |
|---------------------|-------------|
| - La chambre | - fouko |
| - La salle de bains | - sindrassi |
| - La cuisine | - bangani |


L'équipe CLIN remercie les parents mahorais qui ont bien voulu participer à la réalisation de cet imagier.



la chambre
fouko

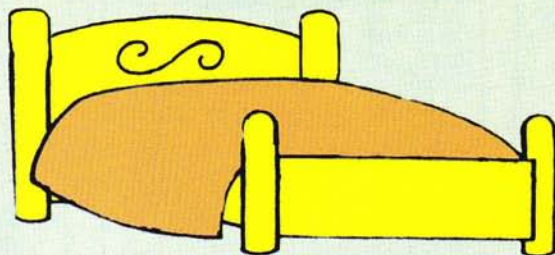






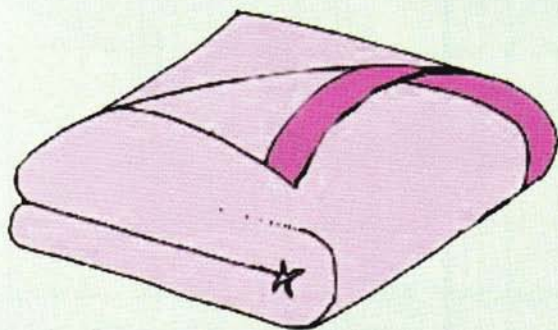
une armoire

biffet




un lit

shitrandra



un drap

dara



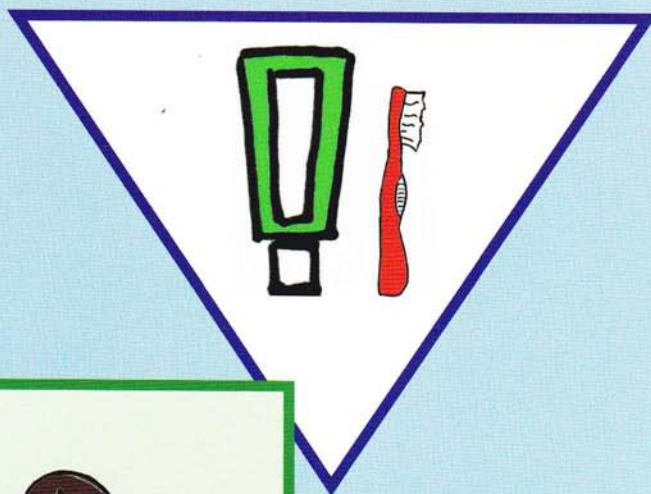

un oreiller

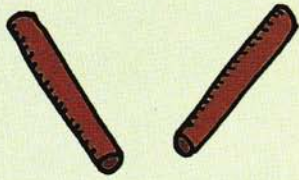
mtsao

CLASSE D'INITIATION
Circonscription de Saint-André


IMAGIER

français - shimaore






les claves
mbiou



un ballon
boulou



une poupée
pouepoueti




une voiture
gari



un tee-shirt

trico



un short

kalisso



des baskets

magoshi



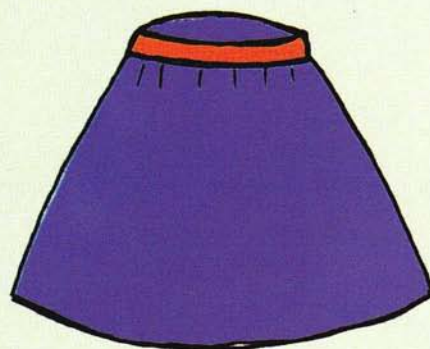
des chaussettes

liban



une robe

robo



une jupe

jipo

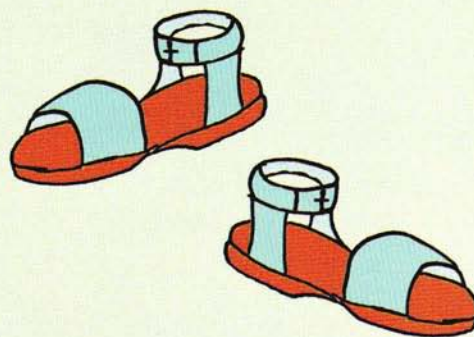


une culotte

pessoir

un slip


slip



des chaussures

kaboi

la salle de bains
sindrasi



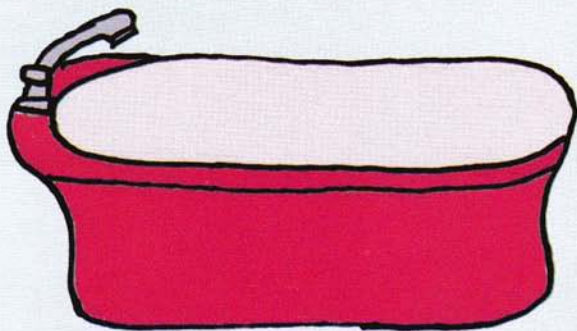




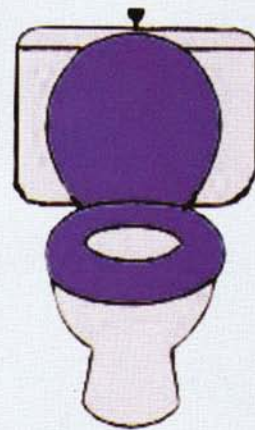
un robinet
tiyo ya maji



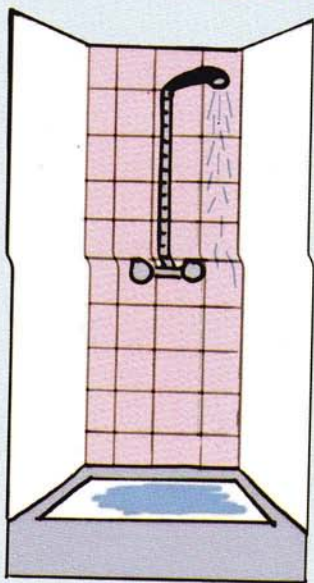
un lavabo
lavabo



une baignoire
biya



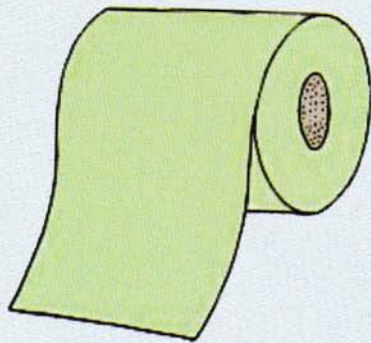
des toilettes
sidrassi




une douche
mrabani



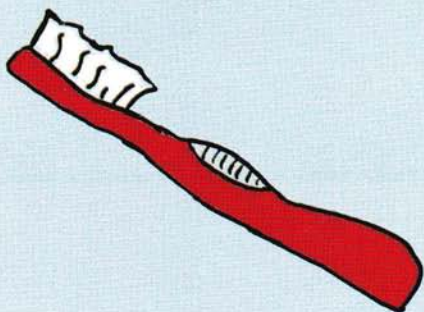
une serviette
serviitti



du papier toilette
papier za mrabani



un gant de toilette



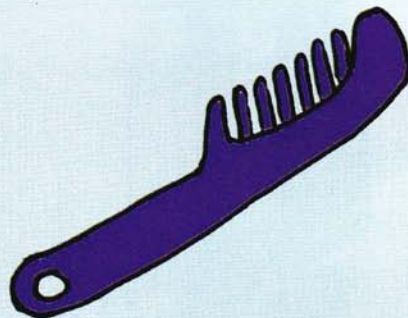
une brosse à dents
msoiki




du dentifrice
dentifrice



une brosse
brochi



un peigne
pegni



une savonnette

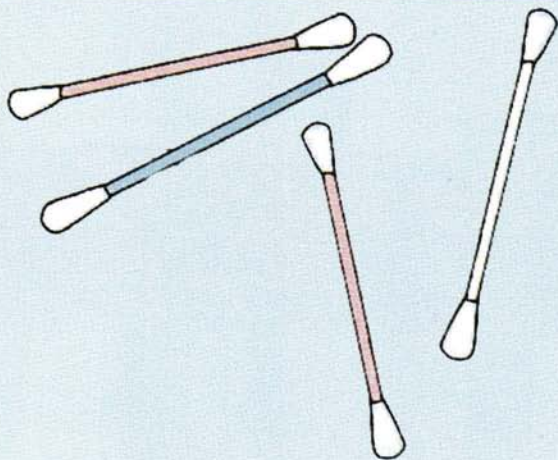
sabouni

savounetti



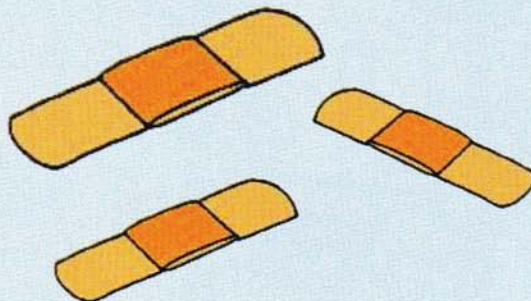
un tapis de bain

tapis ya mrabani



des cotons-tiges





miri ya tsossa makiyo





des pansements

bandi

la cuisine
bangani









une fourchette

fourcheti




un couteau

sembeya



un verre

vera



une marmite


gnoungou



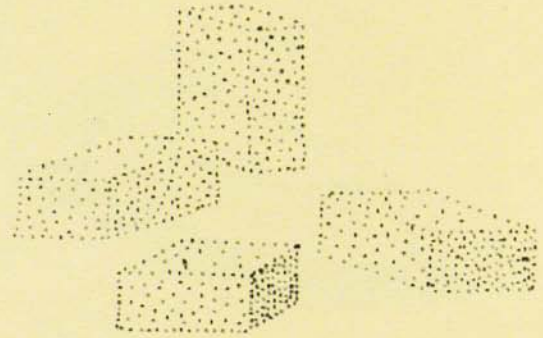
du lait
dziya




de la confiture
confitouri




du chocolat en poudre
chocolat



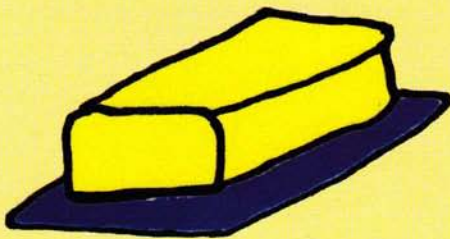
du sucre
soukari




du pain
dipe




une cuillère
soutrou



du beurre
beuri



un bol
bacouli




des biscuits

biscuit



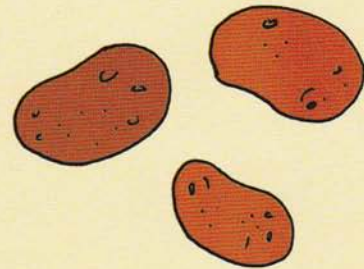
des fruits

biya za miri



une salade

saladi



des pommes de terre

Cet imagier a pour but de favoriser l'intégration des enfants mahorais qui ne maîtrisent pas complètement la langue française. Il est un outil pouvant être utilisé par les enfants, les enseignants et les parents.

Il a pu être réalisé grâce au partenariat

Education Nationale - Maison de Mayotte - Contrat de Ville

Imagier réalisé par les enseignantes de l'équipe CLIN
de la circonscription de Saint-André :

Karine BIGOT - Sylvie DAVOIS-ROSA - Dominique GUICHARD - Caroline TEYSSEDE